




# Precision™

## PLS 24 PRO

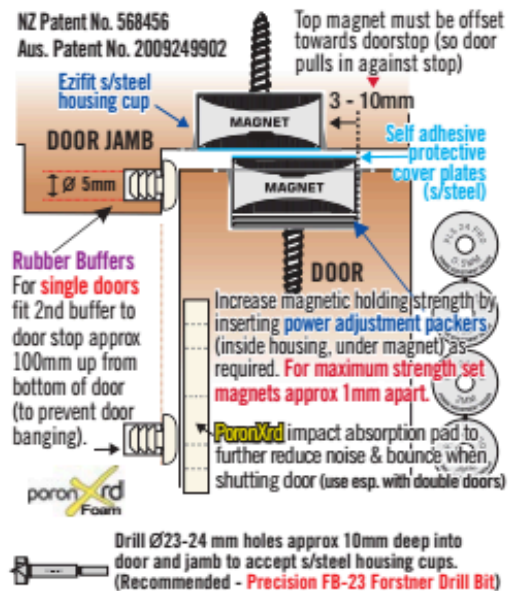
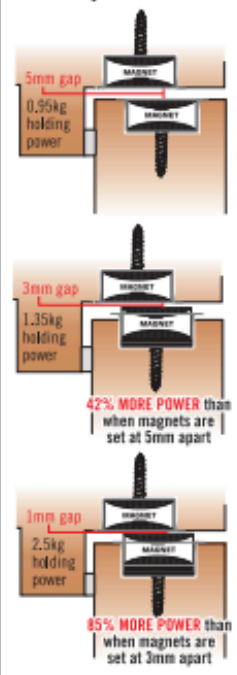
### CONCEALED MAGNETIC CATCH

**Heavy Duty Concealed Magnetic Catch** suitable for full size doors (e.g. wardrobe/cupboard, double internal doors).

- Can be used anywhere a roller/ball catch etc. would normally be fitted.
- As magnets don't touch (after installation)
  - the catch will never wear out!
  - Lifetime guarantee (for magnetism).
  - can be painted over.
- **No latch noise** when opening and shutting door (unlike a roller/ball catch)
- **Completely concealed** when door closed, no unsightly protruding strike plate lip (unlike a roller/ball catch).
- **Can be used to help keep problem doors shut** (e.g. with weak door closers, electric strikes, weak roller mortice locks, double sliding doors).
- **Quick and easy to install** - No chiseling required. Ezifit s/steel housing cup automatically sets the magnets perfectly parallel to each other, essential for precise power adjustment.
- **Power adjustment packers** increase magnetic holding strength by inserting power adjustment packers (inside housing, under magnet) as required. (See picture). Supplied in four sizes; 0.5mm - 3mm thick, for precise power adjustment.
- **Self Adhesive/Magnetic Cover Plate** (Brushed S/Steel)
  - Protects magnets from impact damage during installation.
  - Protects magnets from corrosion.
  - Conceals magnet and screw head for a more attractive finish.
- **Poron Xrd Foam impact absorption pad**
  - Use (esp. with double doors) to further reduce impact noise and bouncing of door on frame when shutting.
  - Low compression set - After impact, foam pad will return to its original thickness indefinitely.



**Power Adjustment Guide:**



**DESIGNED AND ASSEMBLED IN NZ USING NZ MADE AND IMPORTED COMPONENTS.**




Double Doors example (incl. poron Xrd Foam impact absorption pads).



Top of door example (shown adjusted to maximum strength setting)



Sliding door example



Single door example